

Week 4/20-24

Hello FVE 5th and ½ families,

This document is
formatted to 8.5 x 11

One piece we heard clearly was a desire to have:

- All activities organized in 1 document
- A “daily” schedule or at least an outline of how a student might complete the important activities while maintaining the 90 minutes of learning per day schedule.
Note: you as a family still have the ability to choose when to complete activities

NEW: Per the district calendar, students are to complete 45 minutes of reading iReady and 45 minutes of math iReady *each week*. This is outside the 90 minutes of instruction suggested by OSPI and in our calendar. You should have received an email from the district on 4/15 with these new adjustments, but we have included the Everett sample schedule for easy reference.

This document is organized:

- Page 2: **Objectives** and learning goals for the week
- Page 3: Everett SD **sample schedule**
- Page 4: **big picture outline/Calendar** of the week’s activities.
- Page 5: **Monday** Lesson/ activities
- Page 6: **Tuesday** lessons/activities
- Page 7: **Wednesdays** lessons/activities
- Page 8: **Thursday** lessons/activities
- Page 9: **Friday** lessons/activities

The items that will receive teacher feedback (noted with Important sign) this week are:

Math: Tangy Tuesday Mystery Numbers, Volume quiz 1, and IReady



ELA: “I survived the Japanese Tsunami” Theme RACE Response, Synonym and Antonym Practice Quizzes

Sci/SS: 13 Colonies RACE response

Most other activities have built in keys or ways of checking student work.

[Ally Nichol](#)

[Teresa Reynolds](#)

[Hailey Riehl](#)

[Heather Knouse](#)

Sci/ Soc. Studies

Math

ELA

4 5 Split

Objectives for the week:



Support: Please see the Google Classroom for videos that will explain an overview of your assignments for the week. On Tuesday's zoom calls, please come ready with questions about your assignments.

Math:

Ø **Volume of Rectangular Prisms:** develop and understand concepts of volume measurement and Recognize volume as an attribute of solid figures (5.MD.3)

Ø **Problem Solving:** understand the place value system- Use problem solving skills and knowledge of place value to solve Tangy Tuesday puzzles

ELA:

- Continue using context clues and the relationships between words such as synonyms and antonyms to determine the meaning of unknown words
- Make inferences about main characters using evidence to support your thinking
- Determine the theme of a story and supporting it with evidence from the text- (including how the main character responded to challenges or reflected on their experiences/topic)

Social Studies:

- ★ Explain similarities and differences between the three regions of the 13 colonies (New England, Middle, and Southern) and connect what may have led to some of those differences.
- ★ Integrate information from several texts (print, video, presentation) on the same topic in order to write or speak about the subject knowledgeably.


Science:







- ★ Identify NASA mission objectives for a manned mission to Mars.
- ★ Use simulators as a scientific tool to explore physical features of Mars (will lead to choosing a landing site next week).

Everett SD - Sample daily schedule

Sample daily schedule – Elementary students

Time	M	T	W	Th	F
8:00	Breakfast	Breakfast	Breakfast	Breakfast	Breakfast
9:00	<i>Learning Zone</i>	<i>Learning Zone</i>	<i>Learning Zone</i>	<i>Learning Zone</i>	<i>Learning Zone</i>
11:30	Lunch and Physical Activity	Lunch and Physical Activity	Lunch and Physical Activity	Lunch and Physical Activity	Lunch and Physical Activity
1:00	Elementary specialists or time to explore something students have always wanted to learn about	Elementary specialists or time to explore something students have always wanted to learn about	Elementary specialists or time to explore something students have always wanted to learn about	Elementary specialists or time to explore something students have always wanted to learn about	Elementary specialists or time to explore something students have always wanted to learn about
2:00	Independent reading and i-Ready 20 minutes	Independent reading and i-Ready 20 minutes	Independent reading and i-Ready 20 minutes	Independent reading and i-Ready 20 minutes	Independent reading and i-Ready 20 minutes
3:00	Math practice and i-Ready 20 minutes	Math practice and i-Ready 20 minutes	Math practice and i-Ready 20 minutes	Math practice and i-Ready 20 minutes	Math practice and i-Ready 20 minutes

 symbol next to the lessons make them a priority and they will receive feedback.

	Monday	Tuesday	Wednesday	Thursday	Friday
MATH	Discover Ed Video : <u>What is Volume</u> Khan Academy assignment: <u>Volume formula intuition practice</u> iReady lesson	Tangy Tuesday <u>Grid Lock & Mystery #8</u>  Discovery Ed. Video <u>Calculating Volume</u>	Game Day choices <u>Volume shape</u> <u>Mine Craft</u> game iReady lesson	Volume Fip book Khan Academy practice <u>Volume with rectangular prisms with unit cubes</u>	Quiz day <u>Volume Card Sort</u> Khan Academy <u>Volume Quiz #1</u>  iReady 
ELA	Ch 11 &12 “I Survived” Complete Ch. Reading Comprehension Activities iReady	Ch 13 & Author’s note “I Survived” Finish Comprehension Packet Take AR test	Review identifying theme-Brainpop Theme RACE response in Google Classroom 	Review synonyms, antonyms, homonyms & Play Syn/Ant game on Abcya Syn/Ant. “Quizzes” on Google Classroom	Theme task on Google Classroom  Finish iReady Read for AR goals
SCIENCE/SOCIAL STUDIES	Social Studies: Doodle notes - middle & southern colonies	Social Studies: Economy article & RACE response 	Social Studies: Discovery Ed videos & Kahoot	Science: Mars video & NASA mission objective	Science: Google Earth Voyager & Mars 3D explorer
OTHER	*	10:45-11:45 Office Hours; Specific logins will be via email and google classroom	*	10:45-11:45 Office Hours; Specific logins will be via email and google classroom	10:45-11:30 Class Zoom time

Tuesday lessons:



Math: *problem solving / calculate volume assignments/ teacher check in day*

1. Tangy Tuesday Pack 3

This week's puzzles **Grid Lock** and **Mystery Numbers**

Directions:

- watch tutorial on how to solve this week's puzzles **Grid Lock** and **Mystery Numbers** (hint if you can't see anything scroll up and click on the puzzle type you want more information about)
- Tutorials link <https://gregtangmath.com/tutorials#slideShowIframe>
- Open Puzzles link <https://gregtangmath.com/puzzlepack/download2019/01tt35.pdf>
- you can Print and/or just solve **Grid Lock** and **Mystery Numbers** puzzles only
- Log into Google classroom** and find assignment for **Mystery Numbers** (No quiz for Grid Lock)
- Enter answers and **submit quiz by Thursday** **ASSIGNMENT for feedback**



2. Log into Discovery Ed -watch video segment **Calculating Volume**

2 ways to get there

- search title **Calculating Volume** in Discovery Ed. and click on video
- cut and paste the video link below into browser

<https://app.discoveryeducation.com/learn/videos/b66dfc21-3bd1-425a-8c28-9bd0f446ae88/>

ELA: Finish listening to "I survived the Japanese Tsunami" on GetEpic:

- o Listen to chapter 13 and the author's note chapter
- o Complete chapter 13 activities from the packet
- o Take an AR quiz on the book if you haven't taken one on it before
- o Log in to Google Classroom and correct your answers to the figurative language and cause and effect questions in your comprehension packet by watching the video of Mrs. Riehl going over the answers 😊
- o Remember you should be reading a minimum of 20 minutes a day/120 minutes as week for your AR goal

Social Studies: Explore similarities and differences of the three different economies in the 13 colonies


- Login to **Google Classroom** and find the Tuesday assignment.
- Read the article on economy in the 13 colonies - the pdf is in the assignment. Choose hard, harder, or hardest version of the text and/or listen to the audio recording of the harder version.
- Check your understanding by answering the question attached to the Tuesday assignment on Google Classroom. Remember to answer in RACE format (Restate question, Answer question, Cite evidence from the text, Explain/Expand).
- Turn in: RACE answer **for feedback**



Wednesday lessons:

Math : game day / I Ready

1. Two volume games to play to practice your skills
 - a. [Volume Shape Game link](http://www.sheppardsoftware.com/mathgames/geometry/shapeshoot/VolumeShapesShoot.htm)



<http://www.sheppardsoftware.com/mathgames/geometry/shapeshoot/VolumeShapesShoot.htm>

- b. [Mine Craft volume link](http://www.xpmath.com/forums/arcade.php?do=play&gameid=118)

<http://www.xpmath.com/forums/arcade.php?do=play&gameid=118>



2. Work on IREADY Math lessons (goal to complete 1-3 lessons a week) **ASSIGNMENT for feedback**

ELA: Review identifying a theme, write theme RACE response for “I survived..”

Part 1: Review how to determine and identify a theme to prepare you for your theme RACE response using Brainpop

Brainpop Login: FabFalcons2020 Password: FabFalcons2020

o Watch the short video on theme

o <https://www.brainpop.com/english/studyandreadingskills/theme/>

o Test your knowledge by taking the Brainpop quiz (this is optional but I encourage you to try 😊)

o What do you think is a theme for “I survived the Japanese Tsunami? – jot an idea down in your comprehension packet with some notes/evidence to go with it

Part 2: Theme RACE response

o Log in to Google Classroom

o Complete the Theme RACE response assignment on Google Classroom **for Feedback.**



***A sample theme RACE response will be posted on Google Classroom to remind you what the expectation is for this type of response.

Social Studies: Explore similarities and differences of the three different regions in the 13 colonies

1. Login to **Discovery Education** <https://orion.discoveryeducation.com/exchange/share/AuiDb9NFghLdxLbMq> using your google login (DistrictID@apps.everettsd.org) and password. Watch the curiosity videos listed at this link- each one is about 3 minutes long or less. While you are watching, create a word cluster for each region. A word cluster is an artistic organization of key words, names, and dates. You could organize them into lists, clusters (like a spider or mind map), or just as you see connections.
2. Review all your notes and then go to **Kahoot** https://kahoot.it/challenge/03501465?challenge-id=ee011f34-68d0-49de-9b50-7efb676e2b72_1587168345649 and play the 13 Colonies challenge. Choose a username that includes: class number + teacher name + your initials For example: 30NicholIAN OR 29ReynoldsTR
3. Turn in: Play the Kahoot

Thursday lessons:

MATH: *finish up lessons/ teacher check in / turn in assignments*



1. Log into Google classroom, find assignment for **Volume Flip Book**

- a) Open assignment **Volume Flip Book**
- b) Read and Fill out Flip book?' (see notes at end of slide to help you)
- c) Submit your work

2. Log into Khan academy for practice Volume with rectangular prisms with unit cubes

3. Log into Google Classroom finish/ submit Tangy Tuesday **Mystery Numbers**

ELA: Review synonyms, antonyms and homonyms

Part 1: Review synonyms, antonyms and homonyms

- Login into Brainpop** **Login:** **FabFalcons2020** **Password: FabFalcons2020**
- Watch the short on synonyms, antonyms and homonyms**
<https://www.brainpop.com/english/grammar/antonymssynonymsandhomonyms/>
- Click on the ABCYA link and play Step Right Up! the synonym and antonym game
https://www.abcya.com/games/wordtoss_synonym_antonym

Part 2: synonym and antonym Google Form “Quizzes”

- **Log into Google Classroom**
- Watch the tutorial video of Mrs. Riehl as she explains how to take/complete the synonym and antonym Google Form “Quizzes”
- Take the Quizzes

*** The quizzes are being used to provide your teacher feedback about your knowledge of how to use synonyms and antonyms but is not an official grade. Please try your best though 😊 Remember to use process of elimination when answering multiple choice questions!

Science: Introduction to the Mars unit; identify a scientific objective for exploring Mars

1. Login to **Google Classroom** and find the assignment for Thursday. It will introduce the Mars activity for the next few weeks.
2. Login to Discovery Education and watch the video about Mars. *It is a longer video and you are welcome to break up the video over a couple days*
<https://google.discoveryeducation.com/learn/player/15715cde-dd80-484b-9498-b13d6cfd18f8>
3. Open the google form (attached to the Google assignment) and use the table to decide on a reason for your trip to Mars. Enter your mission objective at the bottom of the google form..
4. Turn in: Google form determining your mission objective to Mars

Friday lessons:

Math: Check for understanding quiz day/ teacher check in

1. Log into Google Classroom assignment Volume Card Sort google slide
2. Log into Khan Academy take Volume quiz # 1 **ASSIGNMENT For feedback**



ELA: Theme Practice

- Log into Google Classroom
- Complete the Google Form Assignment about identifying theme
- Finish up your Reading iReady for the week
- Read!

Science: Explore physical features common to Earth and Mars.

1. Login to **Google Classroom** and find the Friday assignment.
2. Finish the Mars video from yesterday if you chose to break it up.
3. First, walk through some of the planetary features you may encounter on Mars by connecting it to what we see on Earth. Choice: Go through one of the two Google Earth Voyager presentation:

Mars on Earth

<https://earth.google.com/web/@75.14572977,-86.45796331,594.85074296a,904799.365801d,35y,359.90708308h,0t,0r/data=CjASLhlgMTIkNWY5MDBIMTE5MTFIOGJmODQxNWJiNDVkZTkWZTEiCnZveV9zcGxhc2g>

Planetary Exploration on the Earth

<https://earth.google.com/web/@22.79626234,-7.845683,322.3606397a,18331744.2320955d,35y,0h,0t,0r/data=CjISMBIqMjg4NWExZTg5ZTI3MTFIN2JjNGIzNTJlYjQ0YzU2ZDYiDHNwbGFzaHNjcmVlbg> (If you can't watch the first video on this one, that's okay - it says essentially the same thing that is in the writing below). Keep clicking through and exploring as you go - when you see a circle on the map, that's an up-close photo you can see.

4. Next, spend some time exploring the surface of Mars. See how many map points you can uncover! Do you see some geography similar to the voyager explorations you just looked at?
<https://accessmars.withgoogle.com/>
5. Turn in: Nothing to turn in today - you will use the content you explore next week.